

**AMATO SLOT CAR DESIGN - Current range of chassis' available**

**Date: 31/01/2025 15:07**

*ALL CHASSIS' DESIGNED FOR SLOT.IT MOTOR MOUNTS IN ORIENTATIONS SHOWN UNLESS NOTED OTHERWISE*

Typical Manf Prod No.	Make/Model	Wheelbase	Chassis Width	Motor Orientation	Notes	Price £ (UK)	Remarks
	<b>Scalextric</b>						
C52a	Ford Escort Mk1 (classic)	75mm	40mm	IL	with body front body post and rear mount	8	
C3635	Ford Escort Mk1 (modern)	75mm	40mm	IL		8	
C3307	Ford Cortina Mk1 (modern)	78mm	42mm	IL		8	
C3307	Ford Cortina Mk1 Thundersaloon	78mm	42mm	IL	with arches	12	requires trimming of body
406(spanish)	Ford Fiesta Mk1 (classic)	71mm	37mm	IL	with front body post and rear mount	7	
C390a	Ford Fiesta XR2i	76mm	44mm	IL	with body post	8	
C455	Ford Sierra RS500 (classic)	81.5mm	47mm	IL	with body post	8	
C341	Ford Escort XR3i	77mm	41mm	IL	with front body post and rear mount	8	
C2176	Ford Focus Mk1 WRC	82.5mm	50mm	IL	with rear mount	9	
C007	Mini Cooper (classic)	64mm	38mm	IL	with front body post	7	
C122	Mini Clubman 1275GT(classic)	64mm	38mm	IL	with front body post and front grill	7	
C122	Mini Clubman 1275GT Thundersaloon	64mm	38mm	IL	with body post, sidemounts, front grill and arches	11	requires trimming of body
C007	Mini Cooper Thundersaloon	64mm	38mm	IL	with body post, sidemounts and arches	11	requires trimming of body
C303/C146	Metro/6R4 (classic)	70mm	44mm	IL	with front body post and rear mount	8	
C303/C146	Metro/6R4 Thunder saloon	70mm	44mm	IL	with side mounts, arches and front spoiler	11	requires trimming of body
C2881	BMW Mini Cooper	77.5mm	48mm	IL	with side mounts	9	
C289	Porsche 911 Turbo (935) classic	71mm	45mm	IL	with rear mount and front body post	10	
C2026	Porsche 911 GT1 EVO	79.5mm	55mm	IL/SW/AW	rear valance needs cutting from original chassis	9	
C444	Porsche 962C	83mm	59mm	NSR triange pod		10	
C444	Porsche 962C	83mm	59mm	IL/SW/AW		10	
C2400	69 Camaro	86mm	48mm	IL		9	req front val of ex. Chassis
C3001	70 Camaro	86mm	47mm	IL		9	
C2436	Ford Boss 302 Mustang 1970	85mm	43mm	IL		9	req front val of ex. Chassis
C2691D	Dodge Viper	79mm	54mm	NSR triange pod		9	
C2691D	Dodge Viper	79mm	54mm	IL/SW/AW		9	
C4405	Ford Mustang '65	85.5mm	44mm	IL		9	
C3323/C3423	Dodge Charger 1969 (also Daytona)	94mm	50mm	IL		10	
C128	BMW 3.0 CSL	76mm	56mm	IL	with body posts and side mount options	10	
C347	BMW M1	80mm	58mm	IL	with specific front & rear body mounts	10	
C348	Audi Ur Quattro	79.5mm	47mm	IL	with rear mount and front body post	9	
C280	Rover SD1	86mm	52mm	IL	with rear mount and front body post	9	
C114	Triumph TR7	75mm	56mm	IL	with rear mount, front body post and side marker infills	10	
C101	206Z wide body	77mm	42mm	IL	with rear mounts front body post, front spoiler and arches	13	requires arches trimming
C310	Ferrari F40	77mm	55mm	IL/SW/AW	with rear light grill and front body post	9	
C134	Renault RS01 (F1)	77mm	50mm	IL		7	requires trimming of body
C426	Honda FW11 (F1)	85mm	44mm	IL	with body post	8	requires trimming of body
C373/C434	Lotus Renault 98T/Honda Turbo (F1)	85mm	44mm	IL	with body posts	8	requires trimming of body
C137	Ligier (F1)	79mm	50mm	IL		7	requires trimming of body
C139	Brabham BT49 (F1)	85mm	43mm	IL	with rear wing mount, engine bay panel & exhaust	8	requires trimming of body

**AMATO SLOT CAR DESIGN - Current range of chassis' available**

**Date: 31/01/2025 15:07**

*ALL CHASSIS' DESIGNED FOR SLOT.IT MOTOR MOUNTS IN ORIENTATIONS SHOWN UNLESS NOTED OTHERWISE*

Typical Manf Prod No.	Make/Model	Wheelbase	Chassis Width	Motor Orientation	Notes	Price £ (UK)	Remarks
C138	Saudia Williams FW07B (F1)	85mm	43mm	IL		7	requires trimming of body
C136	Ferrari 312 T3 (F1)	77.5mm	42mm	IL		7	requires trimming of body
C012	UOP Shadow (F1)	70mm	49mm	IL	with body posts	8	requires trimming of body
C051	BRM Yardley P160 (F1)	69mm	37mm	IL	with body posts	7	requires trimming of body
C106	Walter Wolf WR5 (F1)	69mm	41mm	IL	with body posts	7	requires trimming of body
4054	Tyrrell P34 (6 wheel) F1	16/65mm	49mm	IL	Also fits Matchbox and George Turner versions	7	requires trimming of body
C129	March Ford (6 wheel) F1	76/18mm	47.5mm	IL	with 3rd axle link (use NSR-4815 brass axle spacers)	8	requires trimming of body
C126	Lotus 77 F1			POLICAR	Policar 'wide' pod (with side mounts)	7	
C2459	Nova Group F1 (or similar)	90mm	45mm	IL	with body posts	8	requires trimming of body
C2517	Indy Dallara	96mm	50mm	IL		9	requires trimming of body
C2630	Maserati MC12	88mm	54mm	IL/SW/AW		9	
C3714	Bentley Continental GT3	88mm	59mm	IL/SW/AW		12	
C3948	Ford Daytona Prototype 2014	88mm	59mm	IL/SW/AW		10	
C4036	McLaren F1 GTR	86mm	57mm	IL or IL/SW/AW	slightly wider rear track required on IL/SW/AW chassis	9	
C2356	TVR Speed 12	80mm	59mm	IL		9	
C2082	Mercedes CLK LM	83.5mm	59mm	NSR triange pod		10	
C2082	Mercedes CLK LM	83.5mm	59mm	IL/SW/AW		10	
C2692	Holden Commodore (Aus)	93.5mm	55mm	IL		10	
C2694	Ford Falcon BA (Aus)	88.5mm	51mm	IL		10	
C2002	Audi A4 BTCC	85mm	52mm	IL	with relocated front mount	10	
C2005	Renault Laguna BTCC	85mm	51mm	IL	with relocated front mount	10	
C359	Ford Mondeo BTCC	85mm	51mm	IL	with relocated front mount	10	
C2310	Vauxhall Vectra BTCC	85mm	49mm	IL	with relocated front mount	10	
C4297	Honda Civic Type R BTCC (2021)	85mm	55mm	IL		10	
C3681	Honda Civic Type R BTCC (2016)	83mm	56mm	IL		9	
C3020	BMW 320Si WTCC	86mm	50mm	IL	we new rear mount	9	
<b><u>Ocar (Resin bodies)</u></b>							
	Ocar Fiat 500	58.5mm	42mm	IL	with modified front pod mount and body mounts	8	
<b><u>George Turner Models</u></b>							
	Austin A35 (with arches)	62.5mm	48mm	IL	with side mounts	8	
	Austin A40 (with arches)	69mm	43mm	IL	with side mounts	8	
	Ford Wangleia (with arches)	71mm	47mm	IL	with side mounts	8	
	Hilman Imp (with arches)	67mm	43mm	IL	with side mounts	8	
	Morgan V8	77mm	53mm	IL		8	
	Maserati 300S	72.5mm	42mm	IL		7	
GT-381	Maserati 151	73mm	42mm	IL		7	
	Jaguar Mk1	85mm	47mm	IL		8	
	Jaguar XJS Gr.44	82mm	49mm	IL		8	
GT-153	Jaguar D-Type	72	41mm	IL		7	
GT-292/294	Lister Jaguar	73mm	47mm	IL		7	

**AMATO SLOT CAR DESIGN - Current range of chassis' available**

**Date: 31/01/2025 15:07**

*ALL CHASSIS' DESIGNED FOR SLOT.IT MOTOR MOUNTS IN ORIENTATIONS SHOWN UNLESS NOTED OTHERWISE*

Typical Manf Prod No.	Make/Model	Wheelbase	Chassis Width	Motor Orientation	Notes	Price £ (UK)	Remarks
GT-505/506	MGC	72mm	44mm	IL		7	
GT-292	Lancia D24	74mm	44mm	IL		7	
GT-332	Triumph TR8 Gr.44	67mm	46mm	IL		8	
Mini-24	Mini 24th Scale (low car)	82.5mm	58mm	IL/SW/AW	with side mounts	10	
24th-202	Ford Anglia 1/24 scale	96.5mm	55mm	IL/SW/AW		10	
24th-101	Hilman Imp 1/24th scale	87mm	54.5mm	IL/SW/AW		10	
<b>Avant Slot</b>							
51203/50601	Mirage Gr.8	82mm	65mm	IL/SW/AW		9	
50118	Audi R10 LMP 2007/Porsche Spyder LMP	93.5mm	63mm	IL/SW/AW		9	requires trimming of body
51303	Kremer Porsche No.5 Repsol	85mm	59mm	IL/SW/AW		9	
50203	Perscarolo	91mm	63mm	IL/SW/AW		9	
<b>Fly</b>							
	Porsche GT1 EVO 98	81.5mm	59mm	IL/SW/AW		9	
	Porsche GT1 EVO (993)	77mm	58mm	IL/SW/AW		9	
	Porsche GT1 EVO (996)	77mm	58mm	IL/SW/AW		9	
36107	Porsche 911 (935)	73mm	46mm	IL		9	
709101/99072	Porsche 917K/917LH	73mm	52mm	IL/SW		8	
C0012	Porsche 908	76mm	52mm	IL/SW		8	
C63	Porsche 908/3	76mm	56mm	IL/SW	requires trimming of interior/motor detail	8	
A167/88028	Porsche 917/10	71mm	51mm	IL/SW		8	requires trimming of body
88277	Porsche Carrera 6	71mm	41mm	IL/SW		8	
	Lister Storm	82mm	56mm	IL/SW/AW		9	
	Lister Storm	82mm	56mm	SW x2 (EVO6)	Twin motor 4WD, includes front body mounts	9	
A265-88016	Saleen S7R	85mm	57.5mm	IL/SW/AW	includes front body post	9	
	BMW M1	81.5mm	51mm	IL/SW/AW		9	
88009	BMW M3 GTR	86mm	50mm	IL		9	
	BMW M3 (E30)			IL		9	
A-656/88132	Ferrari 365 Daytona	76mm	52mm	IL		9	
88250	Ferrari 250 GTO	75mm	48mm	IL		9	
C23	Ferrari 512S	75mm	52mm	IL/SW		8	
A143L	Ford Capri RS Turbo	80mm	59mm	IL/SW/AW		9	
GB15	Chevron B19/B21	52mm	78.5mm	SW	with relocated front mount	8	req's mods to int & eng detail
C32	Lola T70 Mk3B	53mm	80mm	IL/SW		9	requires mods to interior
88148	Lancia 037	79mm	50mm	IL/SW		9	
GB35	Lancia Beta Montecarlo	73mm	54mm	IL/SW	with relocated front mount	10	
88130	Alfa Giulia	78mm	43mm	IL		9	
F14102	Alfa TZ2	74mm	48mm	IL		8	
<b>Slot.It</b>							
SICA23C	Porsche GT1 EVO 98	81mm	61mm	IL/SW/AW		9	
SICA36A	Vauxhall/Opel Calibra	81mm	58mm	IL/SW/AW		10	
SICA53A	Mercedes C-Class DTM	87mm	50mm	IL/SW/AW		9	

**AMATO SLOT CAR DESIGN - Current range of chassis' available**

**Date: 31/01/2025 15:07**

*ALL CHASSIS' DESIGNED FOR SLOT.IT MOTOR MOUNTS IN ORIENTATIONS SHOWN UNLESS NOTED OTHERWISE*

Typical Manf Prod No.	Make/Model	Wheelbase	Chassis Width	Motor Orientation	Notes	Price £ (UK)	Remarks
SICA44B	Mercedes 190E DTM	83mm	53mm	IL/SW/AW		9	
SICA07B	Jaguar XJR9	85mm	60mm	IL/SW/AW		9	
SICA42A	Jaguar XJR10	93mm	65mm	IL/SW/AW		10	
SICA08C	Lancia LC2 84	84mm	60mm	IL/SW/AW		10	
SICA06F	Sauber Mercedes C9	84mm	60mm	IL/SW/AW		9	
SICA03E	Porsche 962C	85mm	59mm	IL/SW/AW		10	
SICA41Z	Toyota 86C	84mm	59mm	IL/SW/AW		10	
<b><u>NSR</u></b>							
NSR-1008	Mosler (NSR pod)	83mm	64mm	IL/SW/AW	to take NSR triangle pods	10	
NSR-1008	Mosler (Slot.It pod)	83mm	64mm	IL/SW/AW	to take Slot.It pods	10	
NSR-0023-AW	Corvette C7R (Slot.It pod)	85mm	60mm	IL/SW/AW	to take Slot.It pods	10	
NSR-0006	Corvette C6R (Slot.It pod)	82.5mm	55mm	IL/SW/AW	to take Slot.It pods	10	
NSR-0119	NSR F1 86-89	91mm	53mm	IL NSR	to take original NSR F1 inline pod	8	
NSR-0119	NSR F1 86-89	91mm	53mm	IL Slot.It		8	
<b><u>Ninco</u></b>							
50459	Toyota Supra	79mm	56mm	IL/SW/AW		9	
50447	Lamborghini Gallardo	80mm	62mm	IL/SW/AW		9	
50635	Ford Sierra RS500	81.5mm	52mm	IL		9	
50198/50650	Porsche 356 coupe/speedster	68mm	48mm	IL		8	
50695	Jaguar XK120	81mm	51mm	IL		9	
50584	56 Corvette	81mm	48.5mm	IL		9	
50303	AC Cobra	72mm	43.5mm	IL		8	
50136	Ferrari 166MM	72mm	43mm	IL		7	
50608	Austin Healey 3000	74mm	45mm	IL		8	
50279	BMW M3 GTR	85mm	50mm	IL		9	
55044	Mustang FR500	86mm	47mm	IL		10	
50472	Porsche 997 GT3 RS Cup	73.5mm	52mm	IL/SW/AW		9	
50213	BMW V12 LM98	87mm	62mm	IL/SW/AW		10	
50184	Seast Cordoba	77mm	50mm	IL		9	
<b><u>Carrera</u></b>							
30505	BMW Z4M coupe	78mm	48mm	IL		8	
27367	Porsche 917/30 Can Am	80mm	63mm	IL/SW/AW	with body posts (existing ones need removing)	9	
27557	Group 5 VW Kafer (Beetle)	77mm	60mm	IL	with rear mount options	9	
27612	Porsche 935 Kremer K3	71.5mm	51mm	IL		9	
31036	Mercedes 300 SEL 6.3 AMG	90.5mm	47mm	IL	with relocated front mount	10	
27601	Audi RS5 DTM (facelift version)	87mm	50mm	IL/SW/AW		10	
27416	Alfa GTA Gr.5	75mm	51mm	IL		9	
25713	Ford Mustang GT350	86.5mm	46mm	IL		9	
30493	Plymouth Fury - classic NASCAR	95mm	48mm	IL		9	
27555	57 Chevrolet Belair - classic NASCAR	93mm	50mm	IL		9	

**AMATO SLOT CAR DESIGN - Current range of chassis' available**

**Date: 31/01/2025 15:07**

*ALL CHASSIS' DESIGNED FOR SLOT.IT MOTOR MOUNTS IN ORIENTATIONS SHOWN UNLESS NOTED OTHERWISE*

Typical Manf Prod No.	Make/Model	Wheelbase	Chassis Width	Motor Orientation	Notes	Price £ (UK)	Remarks
27397 / 27377 27330/25718 27659	Dodge Charger/Daytona, Plymouth Roadrunner/Superbird Ford Torino	93mm	50mm	IL		10	
	<b>Reprotec</b>						
	Porsche 911	71.5mm	46mm	IL		9	
	<b>SCX</b>						
63890	Fiat 131 Abarth	79mm	48mm	IL		8	
A10195X300	Seat 1430	76mm	45mm	IL	requires trimming of body for guide	8	
64540	Lancia Delta Intergrale	78mm	47mm	IL		8	
63690	Ford Escort Mk2	76mm	42mm	IL		8	
61360	Peugeot 206 WRC	80mm	51mm	IL		8	
A10220	Fiat 124 Spider	72.5mm	42mm	IL	with front and side mount options	8	
63950/63380	NASCAR (Fusion/Impala/Camry)	88mm	56mm	IL/SW/AW		12	
83630	Audi 90 IMSA/GTO	80mm	57mm	IL/SW/AW	Includes Aero disc wheel inserts	12	
A10136X300	Audi A5 DTM	86mm	61mm	IL/SW/AW		10	
A10137	Mercedes C-Coupe DTM	86mm	61mm	IL/SW/AW		10	
61870	Alfa 156 ETCC	82mm	49mm	IL		9	
	<b>Proslot</b>						
	Alfa Romeo 156	80mm	50mm	IL/SW		10	
	Toyota GT-one	85mm	61mm	IL/SW/AW		10	
	<b>Revell</b>						
07681	VW Beetle (model kit)	76mm	40mm	IL	with side mounts	7	
07072	VW Golf Mk1 GTI 1/24th (model kit)	101mm	56mm	IL/SW/AW	with side mounts	10	
08383	Fun Cup Beetle	76mm	44mm	IL		8	
08310	Ford Cortina Mk1	78mm	40mm	IL		8	
	AC Cobra (Snap-Tite model kit)	72mm	40mm	IL		9	
08356	NSU 1300TT	70.5mm	40mm	IL		7	
08365	Corvette Grand Sport	77mm	44mm	IL		8	
	Beach Buggy (model kit)	64mm	39mm	POLICAR	Policar 'wide' pod (with side mounts). Kit inc VW engine	9	
	<b>Tamiya/Fujimi/Revell (model kits)</b>						
	Mini Cooper (1:24th scale) RWD	84.5mm	52mm	IL/SW/AW	with side mounts	10	
	Mini Cooper (1:24th scale) FWD	84.5mm	52mm	SW (EVO6)	with side mounts and rear axle pod	14	
	<b>Teamslot</b>						
11104	Alfa Giulia	76mm	44mm	IL		7	
13002	Ford Escort Mk2 RS2000	75mm	41mm	IL		8	
11512	Lancia Stratos	66.5mm	40mm	IL		7	
	<b>Tamiya (model kit)</b>						

**AMATO SLOT CAR DESIGN - Current range of chassis' available**

**Date: 31/01/2025 15:07**

*ALL CHASSIS' DESIGNED FOR SLOT.IT MOTOR MOUNTS IN ORIENTATIONS SHOWN UNLESS NOTED OTHERWISE*

Typical Manf Prod No.	Make/Model	Wheelbase	Chassis Width	Motor Orientation	Notes	Price £ (UK)	Remarks
	Mazda MX5/Eunos (1:24th scale)	94.5mm	57mm	IL/SW/AW	with side mounts	10	
	<b>Italeri (model kit)</b>						
3655	Ford Escort Mk2 (1:24th scale)	101mm	56mm	IL/SW/AW	with side mounts (same chassis as Revell 1/24th Golf)	10	
	<b>Kinsmart</b>						
	VW Camper (pull back toy)	77mm	60mm	IL	Wide body conversion, with side mounts & arches	11	
	<b>Powerslot</b>						
PWS 0028	Lola T-298	77mm	65mm	IL/SW/AW		9	
	<b>Pioneer</b>						
P061/P049	1968 Mustang & Camaro	85mm	46mm	IL		9	
P109	Legends	67mm	54mm	IL/SW		9	
	<b>Professor Motor (Revell/Monogram)</b>						
	Ford Galaxie 63/65, Fairlane	95mm	50mm	IL		10	
	<b>Monogram</b>						
	Ferrari 250 GTO LM	75mm	50mm	IL		8	
	Cobra Daytona Coupe	72mm	47mm	IL	requires slight trimming of rear valance, vac interior	9	
	<b>Airfix</b>						
	Ford Zodiac Mk3 (model Kit)	86mm	48mm	IL	with front and rear body posts	9	
	MG1100 (model kit)	75mm	45mm	IL	with side mounts	8	
	Beach Buggy (model kit)	64mm	39mm	POLICAR	Policar 'wide' pod (with side mounts). Kit inc VW engine	9	
	<b>SRC</b>						
SRC-00408	Ford Capri LV	80mm	43mm	IL		9	
SRC-00408	Ford Capri LV	80mm	43mm	SW	reduces space for rear wheels	9	
SRC-01712	Lola T600	84mm	58mm	IL/SW/AW		9	
	Porsche 914-6	77.5mm	48mm	IL		8	
	Porsche 914-6	77.5mm	48mm	SW	reduces space for rear wheels	8	
SRC-00203	Porsche 907K	74mm	53mm	IL/SW		8	
	<b>Thunderslot</b>						
CA00103	Lola T70 Mk3	76mm	51mm	IL/SW/AW		8	
	<b>Betta &amp; Classics</b>						
	Mercedes 300 SLR	76mm	45mm	IL	includes body side mounts	9	
	<b>Racer Sideways</b>						

**AMATO SLOT CAR DESIGN - Current range of chassis' available**

**Date: 31/01/2025 15:07**

*ALL CHASSIS' DESIGNED FOR SLOT.IT MOTOR MOUNTS IN ORIENTATIONS SHOWN UNLESS NOTED OTHERWISE*

Typical Manf Prod No.	Make/Model	Wheelbase	Chassis Width	Motor Orientation	Notes	Price £ (UK)	Remarks
SWHC02	Ford Capri Gr.5	80mm	46mm	IL/SW/AW	requires slight trimming of body by rear air intake	9	
	<b>Allslot</b>						
	F1	96mm	44mm	IL		8	requires trimming of body
	<b>GOM</b>						
	Alfa GTV6	74mm	47mm	IL		9	
	<b>MR Slotcar</b>						
MR1044	McLaren F1 GTR	90mm	56mm	IL/SW/AW		9	
	<b>Revoslot</b>						
RS0129	Alfa GTA	75mm	41mm	IL		7	
RS0183	Ford Escort	76.5mm	43mm	IL		7	
RS0193	Opel Kadett	75.5mm	42mm	IL		7	
RS0176	BMW 2002	78mm	45mm	IL		7	
RS0201	Datsun 510	75mm	42mm	IL		7	
	<b>BRM (1/24th)</b>						
BRM105	Alfa GTA			IL/SW/AW		11	
TTS026	Ford Escort	101.5mm	59mm	IL/SW/AW		11	
	<b>Spirit</b>						
0501110	Peugeot 406 Slihouette	85.5mm	61mm	IL/SW/AW		10	
501102	Peugeot 406 Coupe	85.5mm	58mm	IL/SW/AW		9	
	<b>Amato Chassis</b>						
	Flex 1	104-76mm		IL	Adjustable chassis for scratchbuilding	10	
	Flex 2	97-67mm		IL	Adjustable chassis for scratchbuilding	10	
	Flex24	100-125mm		-	Adjustable 1/24 scale chassis for scratchbuilding	20	
	Caravan chassis				For use with paper caravans (google it)	3	

If you're up for building something yourself, I also have this available.

Here is a link to someone's build with one.....

<https://www.slotforum.com/forums/index.php?showtopic=185009>

Below are details of my universal, adjustable wheelbase **FLEX chassis**.

Using technology to enhance traditional methods of scratch-building, my take on an adjustable universal chassis to give scratch builders and car converters another option to choose from.

Designed of course for the equally versatile Slot.It inline motor mounts, the modular chassis is 42mm wide and can be adjusted to suit the required wheelbase by cutting down the front section.

2 'pre-packed' versions available, however kits can be tailored to suit (please enquire).

**FLEX 1** accepts unmodified motor mount. Wheelbase 104-76mm by trimming the front end section, up to 70mm can be achieved by trimming of the main part also.



**FLEX 2** front of slot.it pod is cut down and my new cross member is glued to it to relocate the front pod mounts to the side. Wheelbase is 97-67mm by trimming the front end section, up to 63mm can be achieved by trimming the main part also.

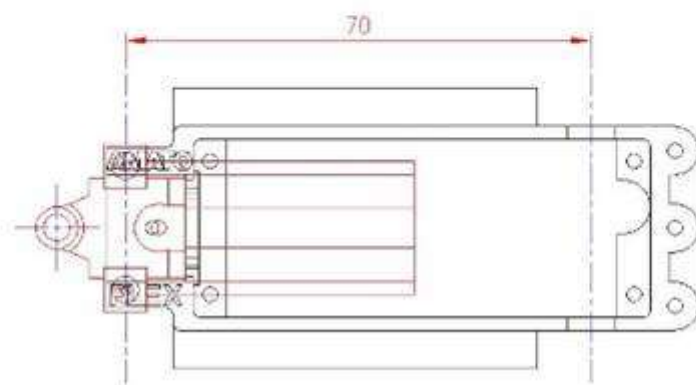
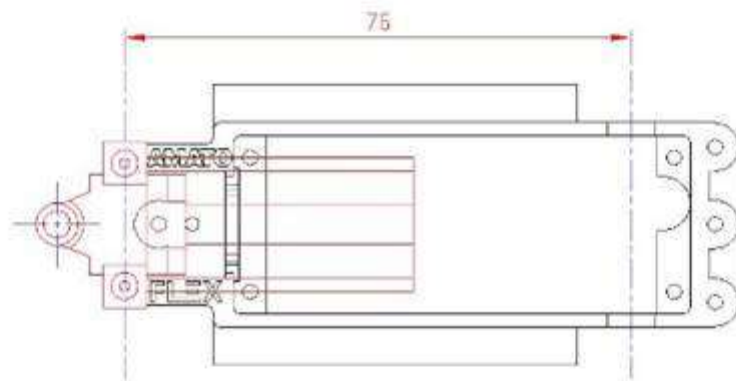
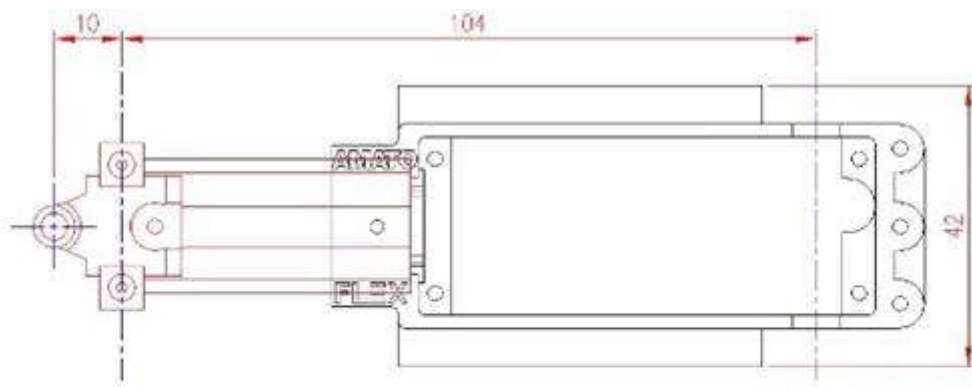
Both have side and traditional post mounting options (posts and side mounts supplied)

Side and rear chassis pans supplied to complete the build.


Front end options widths available also with adjustable axle ride height.

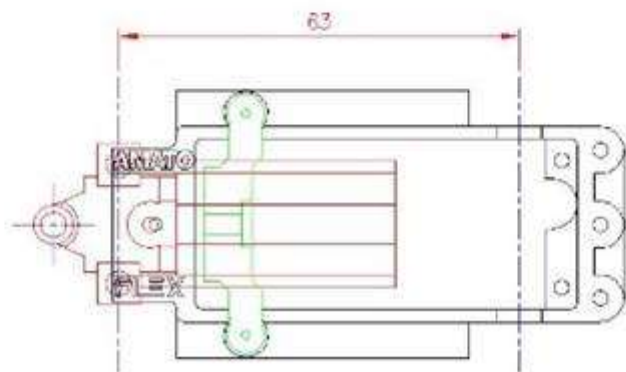
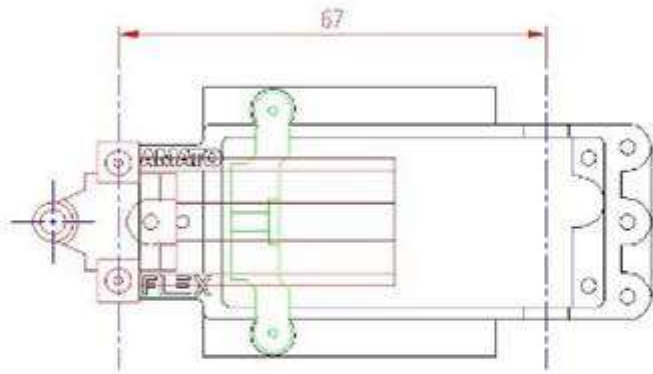
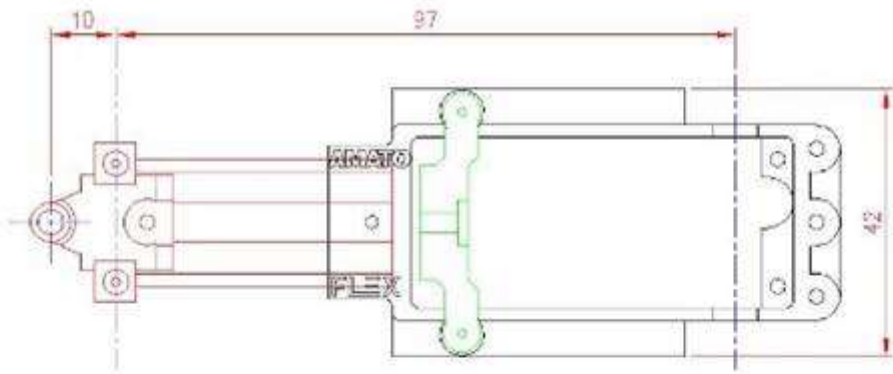

#### **FLEX 1 KIT**





## FLEX 2 KIT





## **Amato Slot Car Design**

### **New 1/24<sup>th</sup> scale adjustable chassis, the FLEX 24**

Wheelbase adjustable from 100mm to 125mm (Shorter version can go down to 90mm)

Wheelbase greater 125mm possible with a bespoke front end (please enquire)

Designed for 3mm axles and gears

Front axle height adjustment with the addition of M2 grub screws

Multiple body shell fixing options (front/rear/side) with mounts provided

### **Rear motor mount**

Multi-point fixing options for large range of adjustment/tuning to suit taste

Screw mounting holes with spring cups so could be used with suspension


Lateral limit stops with the addition of M2 grub screws on sides




Adjustable motor position with mounts provided

Takes standard 3mm flanged brass/ball raced bearings for rear axle

### **BEARING OPTION**

Now available, Spherical bearings for 3mm axles so now can offer as an option for front.... and rear axles with height adjustment. Spherical bearings for 3mm axles available for £2/pair - PLEASE ENQUIRE





<b>3D Printed slot car parts</b>		
<b>Part</b>	<b>Description</b>	<b>£</b>
Body mouting posts	Mushroom shape, various lengths	0.5
WASP Motor pod - S-can	clam-shell' type pod. Suitable for standard classic Scalextric running gear	5
Wide arches	Various sizes and shapes, set of 4	3.5
Body side mounts	Alternative body mounting option, pair	1.5
F1 mirror/steering wheel	Replacement part for some 80's Scalextric F1 cars	1
Rear spoiler	Universal, various types	1.5
Wheel inserts	various, set of 4	1.5
Tyre savers/stands	adjustable, fits to rear axle	2
Car ramps	Track scenery item, pair	2
Scalextric F1 spolier	As used on UOP Shadow/BRM P160	2.5
BRM P160 intake	air intake on engine	1.5
UOP Shadow intake	air intake on engine	1
Clubman front grill	with or without bumper	1.5
Wheel inserts	various	1.5
Foam tyre installer		5
Foam donut cutter for Hudy		12
Braid storage	various colours	3
<b>Allslot F1</b>		
Allslot F1 Front & Rear spoilers	Set of 1x front & 2x rear	5
<b>PCS type chassis parts</b>		
Front ends	Axle height adjustment (with grub screws - not included) Standard or Extended guide position options Various widths - 15,20,25,30mm Longer length (custom lengths available) please enquire	3.5
Side pans	For fixing to side of chassis to provide a place for weight to be added, pair	1.5
<b>Amato POLICAR front chassis sections</b>	fits to Policar motor mount combo for FF motor Various, please enquire	3.5

## **BODY POSTS**

Mushroom style for ease of installation.

All 5mm diameter with dimple for drilling hole (hole must be predrilled to suit)

22mm standard (post in centre)

22,17,14,10mm offset (post to one side)

22m cranked post (post with dog leg)

Custom lengths/styles available on request (minimum order)

